

SAS Institute

A00-480

Certified Associate - Applied Statistics for Machine Learning

For More Information – Visit link below:

<https://www.examsempire.com/>

Product Version

- 1. Up to Date products, reliable and verified.**
- 2. Questions and Answers in PDF Format.**



<https://examsempire.com/>

Visit us at: <https://www.examsempire.com/a00-480>

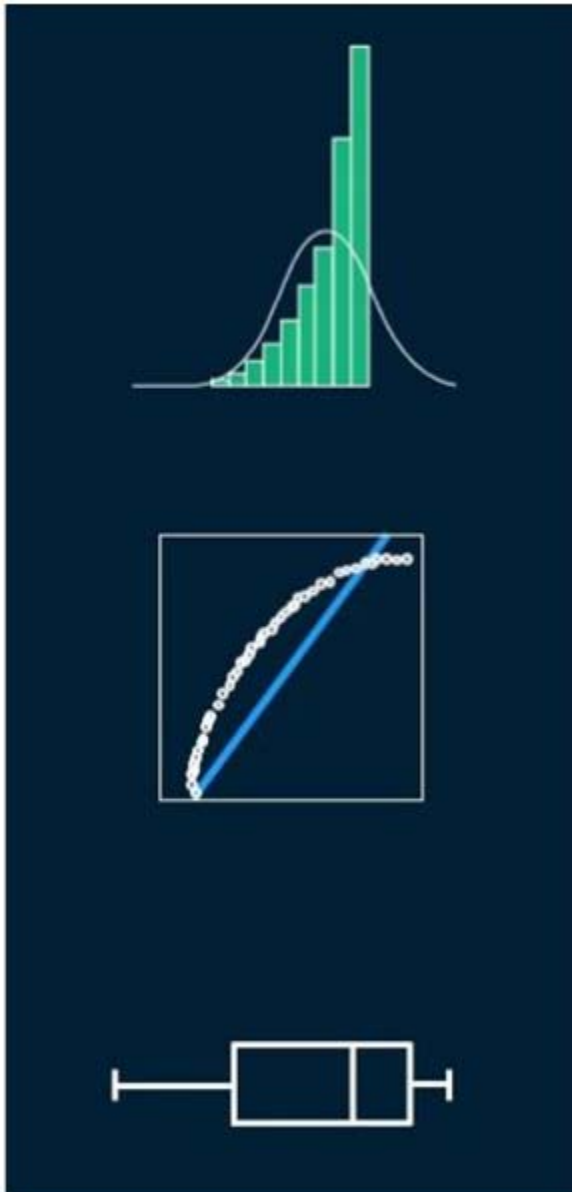
Latest Version: 6.0

Question: 1

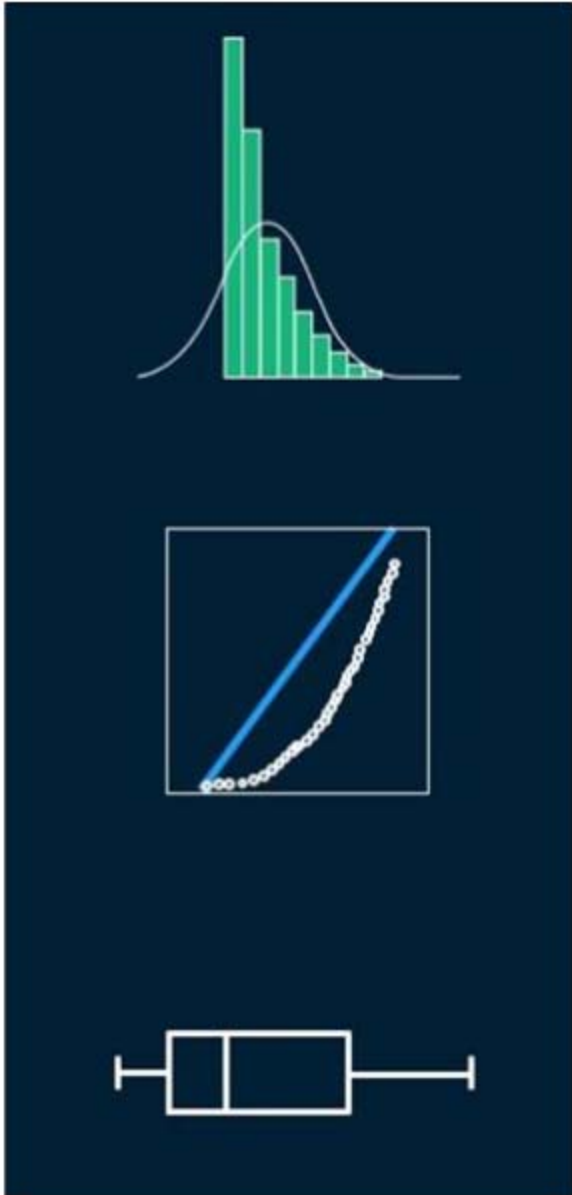
Which exhibit best represents a right-skewed distribution?

Response:

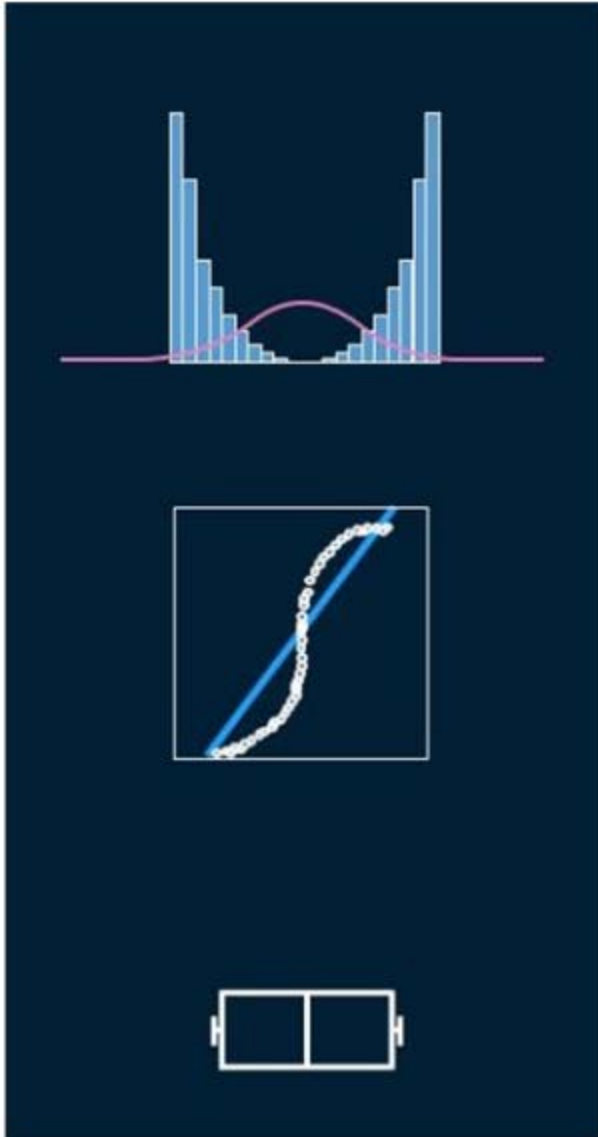
A.



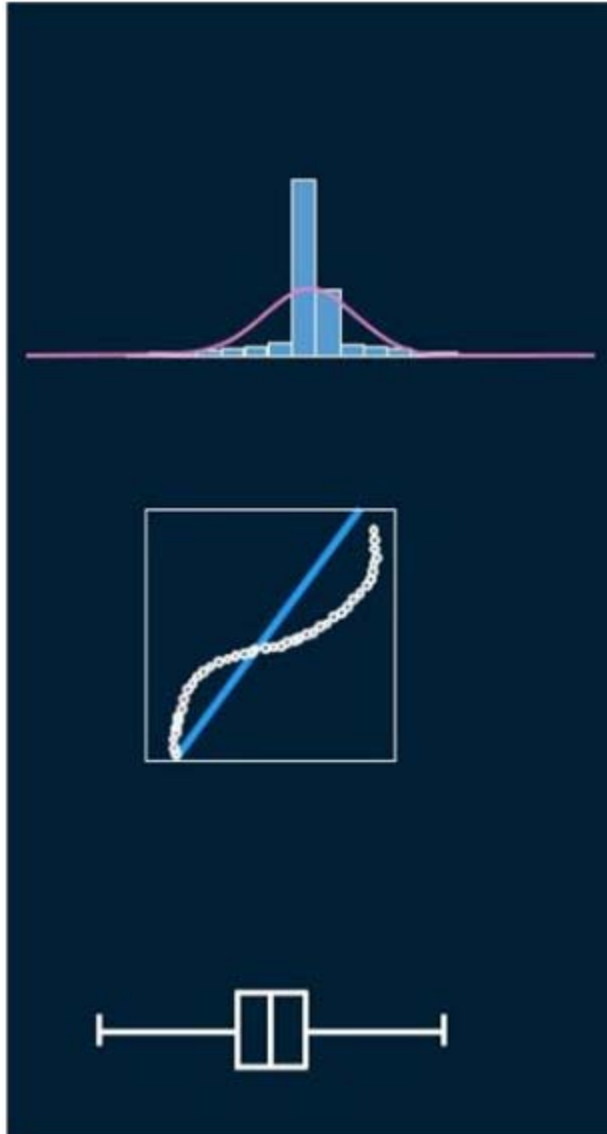
B.



C.



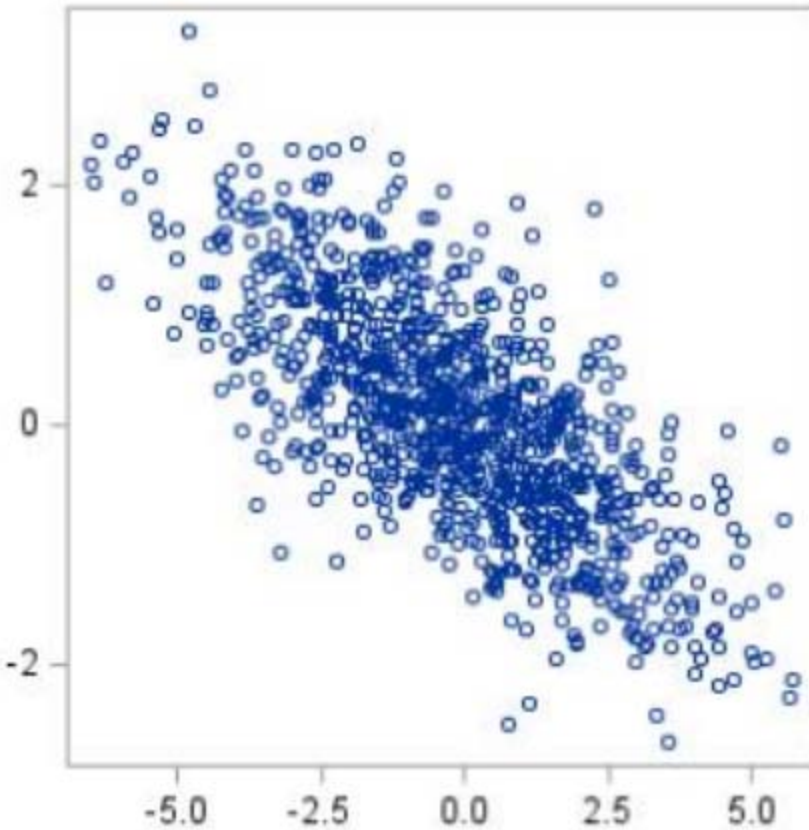
D.



Answer: B

Question: 2

Which terms best describe the scatter plot?



Response:

- A. Positive linear and strong relationship
- B. Positive linear and weak relationship
- C. Negative linear and strong relationship
- D. Negative linear and weak relationship

Answer: C

Question: 3

Which algorithm uses trial and error to discover which action yields the greatest rewards?

Response:

- A. Supervised Learning
- B. Unsupervised Learning
- C. Semi-supervised Learning
- D. Reinforcement Learning

Answer: D

Question: 4

What does a confidence interval of 95% imply?

Response:

- A. The population mean will always lie within the interval.
- B. 95% of the sample data will fall within the interval.
- C. There is a 95% probability that the interval contains the population parameter.
- D. 95% of repeated samples will produce intervals containing the population parameter.

Answer: D

Question: 5

You are gathering data on products purchased by customers. What is the level of measurement of the brand of the product?

Response:

- A. Ratio
- B. Interval
- C. Ordinal
- D. Nominal

Answer: D

Question: 6

What types of input and target can be used for logistic regression?

Response:

- A. A continuous target and an ordinal input.
- B. An interval target and an ordinal input.
- C. A ratio target and a nominal input.
- D. An ordinal target and an interval input.

Answer: D

Question: 7

What statistics are commonly used for selecting variables during a sequential model selection process?

(Choose 2.)

Response:

- A. F-statistic
- B. Bayesian Information Criterion (BIC)
- C. Mean Absolute Error (MAE)
- D. Significance Level

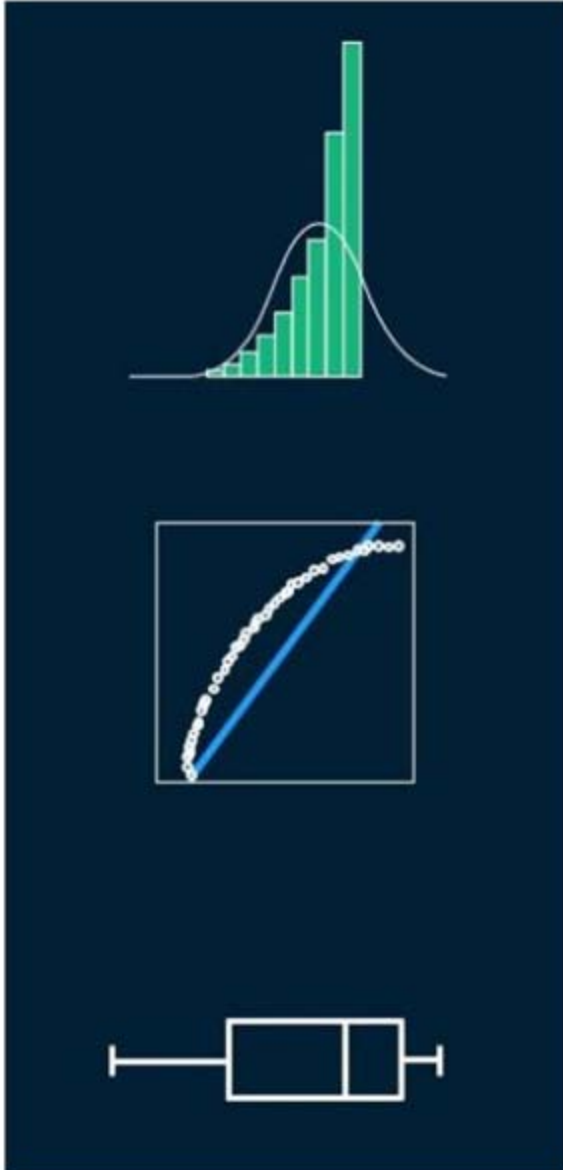
Answer: B,D

Question: 8

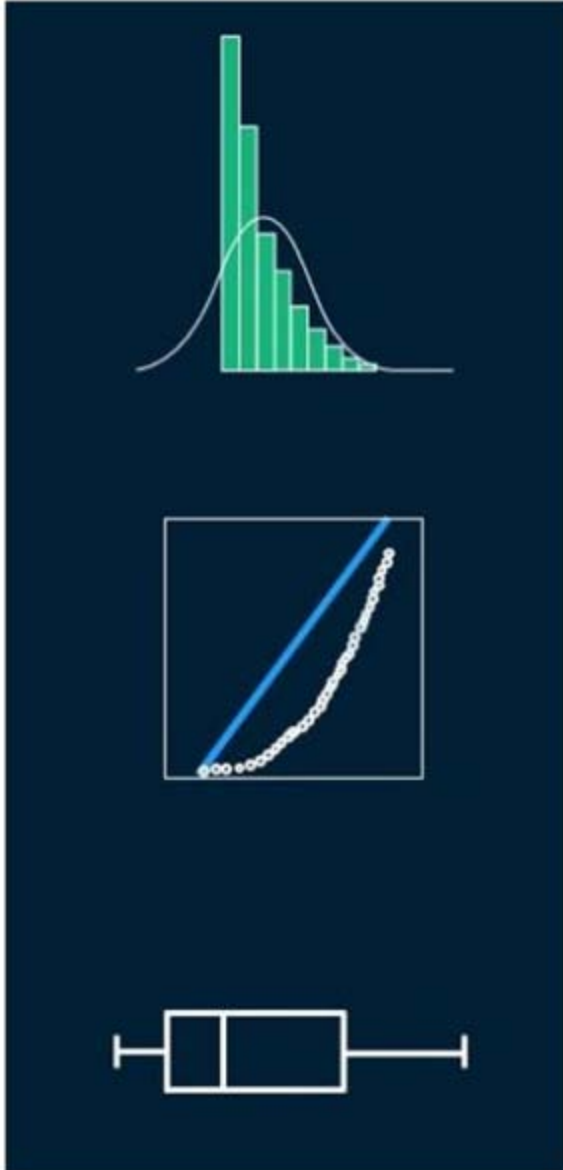
Which exhibit best represents a high positive kurtosis distribution?

Response:

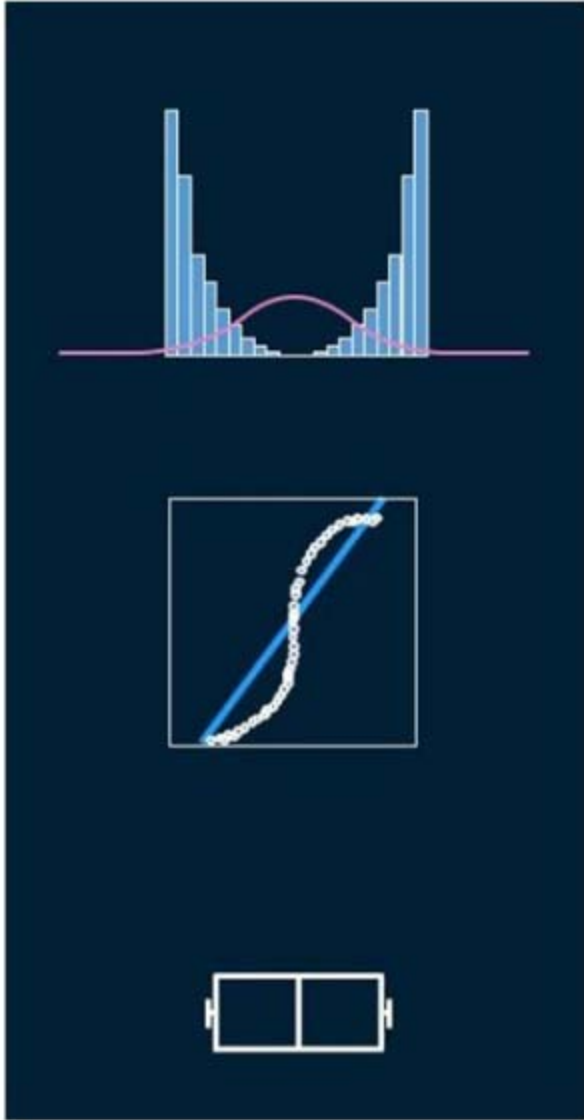
A.




B.



C.



D.



Answer: D

Question: 9

You are gathering data on the circumference of tree trunks in centimeters. What is the level of measurement for circumference?

Response:

- A. Ratio
- B. Interval
- C. Ordinal
- D. Nominal

Answer: A

Question: 10

You are tasked with splitting a dataset into training (70%) and testing (30%) sets for building a predictive model. Which SAS procedure and statement combination should you use?

Response:

- A. Use PROC PARTITION and specify TRAIN=0.7 and TEST=0.3 options.
- B. Use PROC SURVEYSELECT with OUTALL and SAMPLE=70 statements.
- C. Use PROC IMPORT with the SPLIT statement.
- D. Use PROC HPDS2 with the SPLIT option.

Answer: B

Thank You for Trying Our Product

Special 16 USD Discount Coupon: NSZUBG3X

Email: support@examsempire.com

**Check our Customer Testimonials and ratings
available on every product page.**

Visit our website.

<https://examsempire.com/>